



# Monthly Report –October 2022

## FAIRFIELD POLICE DEPARTMENT



**Chief Robert Kalamaras**

**Fairfield Police Department**

**[www.fpdct.com](http://www.fpdct.com)**



## **Section 1: Bureau / Division Reports**

**Field Services Bureau / Noteworthy Police Work / Community Events**

**Retirements/Resignations/promotions**

**Assignments**

**Bureau Reports**

## **Section 2: Statistical Activity Summary**

**Calls for Service Totals**

**Motor Vehicle Activity**

**Criminal Arrest Summary**

**Calls for Service Breakdown Report**

**Parking Ticket Summary**

**Statistical Activity Summary**

---

**Field Services Bureau / Noteworthy Work / Community Events**

Coffee with a Cop was a huge success!! Thank you to [Cafe Piccolo](#) and [McDonald's](#) on Post Rd for hosting and for your continued support and generosity!



# HONORING OUR FALLEN

The **Fairfield Police Foundation** and the **Town of Fairfield** coordinated a fundraising effort to benefit the [Bristol Police Department](#) and the [Bristol Police Heroes Fund](#).

On October 12, 2022, the City of Bristol and the Community at large faced the terrible loss of two officers and another officer who sustained serious injuries while responding to a disturbance.



Lieutenant Dustin DeMonte, Sergeant Alex Hamzy, Officer Alec Iurato and other First Responders had their lives changed forever on this day while answering the call to Protect and Serve.

The Bristol Police Heroes Fund has been created through the Thomaston Savings Bank and will be used to aid and assist families after tragic events such as what happened on October 12<sup>th</sup>.

**100% of donations collected will benefit the Bristol Police Department and the Bristol Police Heroes Fund.**

		
<b>SERGEANT DUSTIN DEMONTE</b>	<b>Bristol Police Department Bristol, Connecticut End of Watch October 12, 2022</b>	<b>POLICE OFFICER ALEX HAMZY</b>



**OFFICER DOUGLAS KATZ NAMED OFFICER OF THE QUARTER!**

**On September 6, 2022, Officer Douglas Katz was selected as Officer of the Quarter (OOQ) for the period of October 15, 2022 to January 14, 2023. Additionally, Officer Katz is the first officer to receive this recognition for the second time since the Officer of the Quarter program was created!**

**Congratulations Officer Douglas Katz!!**



This little guy made our day as he gladly took a photo with  
Officer Christopher M. Rubis

What a great Halloween Costume...see you in a few years!!!!



**Retirements/Resignations**

**Transfers/Reassignments/Promotions/New Hires**

**Special Services Bureau**

<i>Traffic Safety Unit</i>	Jan	Feb	Mar	Apr	May	Jun	Jul	Aug	Sep	Oct	Nov	Dec
<i>Traffic Stops</i>	371	390	405	362	108	89	180	150	118	293		
<i>Infractions Issued</i>	239	256	250	254	73	54	101	90	58	249		
<i>Misdemeanor Summons</i>	4	9	0	7	2	0	3	3	0	4		
<i>Accidents Investigated</i>	34	28	28	28	32	27	16	14	21	25		
<i>Child Seat Installations</i>	12	9	10	9	10	12	10	4	68	8		
<i>DUI Arrests</i>	4	1	2	2	2	1	0	3	0	2		

<i>Traffic Crash Unit</i>	Jan	Feb	Mar	Apr	May	Jun	Jul	Aug	Sep	Oct	Nov	Dec
<i>Accidents Investigated</i>	67	54	76	80	66	59	83	58	71	87		
<i>Accidents with Injuries</i>	5	10	6	9	9	8	9	10	3	5		
<i>Search Warrants</i>	0	5	2	0	1	2	0	5	1	2		
<i>Arrest Warrants</i>	0	4	3	2	0	2	1	1	0	1		
<i>Misdemeanor Summons</i>	6	1	6	7	1	1	3	1	2	1		
<i>Infractions Issued</i>	23	26	30	46	16	26	26	16	15	61		
<i>Fatalities</i>	1	1	3	2	2	*1	0	1	0	0		

\*Assist Bridgeport PD - Download from two vehicles

<i>Animal Control</i>	Jan	Feb	Mar	Apr	May	Jun	Jul	Aug	Sep	Oct	Nov	Dec
<i>Complaints</i>	65	56	66	75	94	88	88	65	73	87		
<i>Wildlife Complaints</i>	22	22	24	27	43	37	39	31	39	52		
<i>Animals Tested for Rabies</i>	1	1	1	1	0	0	2	4	0	0		
<i>Animals Positive / Rabies</i>	0	0	0	0	0	0	0	0	0	0		
<i>Animal Bites</i>	2	0	4	1	4	4	3	2	1	2		
<i>Written Warnings</i>	2	3	6	8	7	5	6	4	4	4		
<i>Infractions</i>	0	4	1	2	2	1	2	1	1	2		
<i>Misdemeanors</i>	0	0	1	0	0	0	0	1	0	0		

Animals impounded: 9 total .....6 dogs, 3 cats

Beach/Open Space: Parks and Rec requested Kiwanis Field, Owen Fish Park, Palamar Drive and Warde High School be patrolled for dogs when available

### Traffic Enforcement Targeted Area

- Distracted Driving Campaign - Fall Wave
- Villa Avenue
- Congress Street
- Black Rock Turnpike at Baros Street
- Jackman Avenue at Edgewood Road
- Melville Drive
- Hulls Farm Road @ Jessica Lane
- Post Road @ River Street
- Post Road at South Benson Road



•

<b>Marine Unit</b>	<b>April</b>	<b>May</b>	<b>JUN</b>	<b>JUL</b>	<b>AUG</b>	<b>SEPT</b>	<b>OCT</b>
<i>complaints</i>	NA	20	36	30	37	27	31
<i>Boats Towed</i>	NA	4	4	3	4	3	4
<i>Written Warnings</i>	NA	0	0	0	0	0	0
<i>Arrests</i>	NA	0	0	0	0	0	0
<i>Safety Inspections</i>	NA	1	2	9	0	0	3
<i>Total Calls For Service</i>	NA	20	36	30	37	27	31
<i>Hours Underway</i>	NA	50	120	204	220	210	130
<i>Community Events</i>	NA	2	4	1	3	1	1
<i>Location Checks</i>	NA	3	10	40	51	22	19
<i>Fatalities</i>	NA	0	0	0	0	0	0

## **Administrative Services Bureau**

### **Training**

- Basic Instructor Development
- CPCA Officer Wellness Symposium
- K9 Training September 2022
- Advanced Roadside Impaired Driving Enforcement (POST)
- ESU Training September
- NIBRS Training
- POST Class 375 Firearms
- Comprehensive Annual Legal Updates
- Supervising Patrol Critical Incidents
- DB Hate Crimes Investigation
- LGBTQ-101 (DB)
- POST FBI Basic Crisis Negotiators Course (Instructor)

## Emergency Communication Center \ Noteworthy Work

- Congratulations to TC Liz Rodriguez and TC Lynn Erazmus for 32 years of service to the Town of Fairfield

## Emergency Communications Center Call Statistics

	Jan	Feb	Mar	Apr	May	June	July	Aug	Sep	Oct	Nov	Dec
<i>Total Incoming Calls</i>	8,163	6,937	8,293	7,751	8,723	9,020	8782	8771	8970	8353		
<i>Total 911 Calls</i>	1772	1,578	1,779	1,722	1,814	1,856	1841	1811	1913	1720		
<i>Total Outgoing Calls</i>	2,345	1,886	2,243	2,175	2,307	2,509	2228	2332	2423	2287		
<i>Total CSFs Processed</i>	4,044	3,910	4,344	3,552	3,813	3,529	3885	3872	4170	4388		
<i>% 911 Calls Under 10 Sec</i>	95.26	96.08%	94.75%	95.12%	95.53	95.33	94.19	96.8	96.08	95.76		

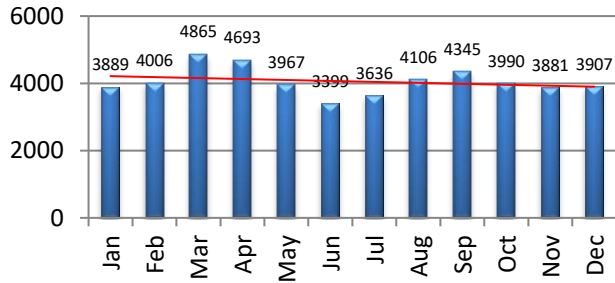
**Section 3: Statistical Activity Summary**

**TOTAL CALLS FOR SERVICE**

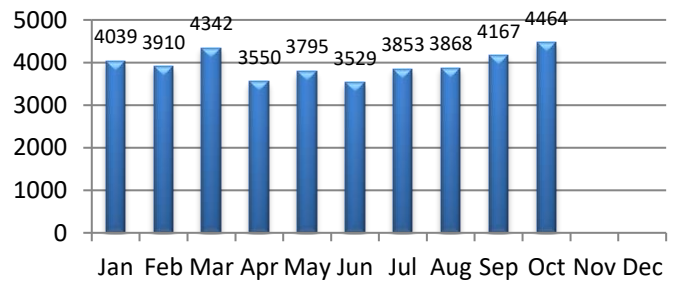
Calls for Service	Jan	Feb	Mar	Apr	May	Jun	Jul	Aug	Sep	Oct	Nov	Dec	YTD
2021	3889	4006	4865	4693	3967	3399	3636	4106	4345	3990	3881	3907	48,684
<b>2022</b>	<b>4039</b>	<b>3910</b>	<b>4342</b>	<b>3550</b>	<b>3795</b>	<b>3529</b>	<b>3853</b>	<b>3868</b>	<b>4167</b>	<b>4464</b>			<b>39,517</b>

Note: Includes miscellaneous calls that may not be listed under the call analysis section

**Calls For Service - 2021**



**Calls for Service - 2022**

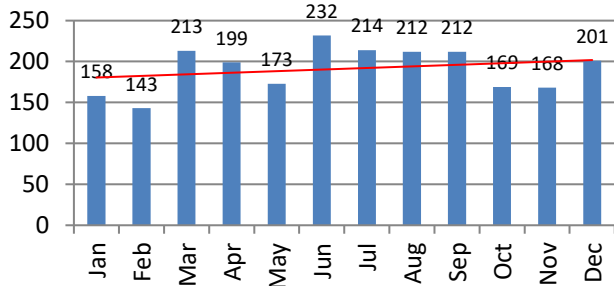


**ALARM RESPONSE SUMMARY**

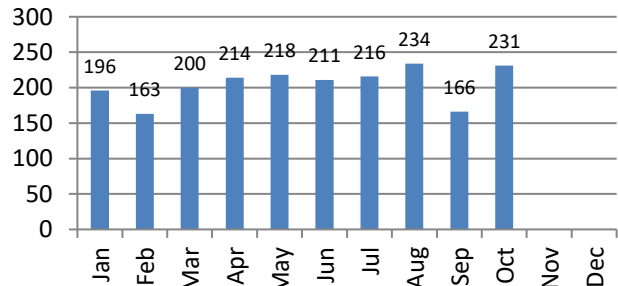
Total Alarms	Jan	Feb	Mar	Apr	May	Jun	Jul	Aug	Sep	Oct	Nov	Dec	YTD
2021	158	143	213	199	173	232	214	212	212	169	168	201	2,294
<b>2022</b>	<b>196</b>	<b>163</b>	<b>200</b>	<b>214</b>	<b>218</b>	<b>211</b>	<b>216</b>	<b>234</b>	<b>166</b>	<b>231</b>			<b>2,049</b>

False Alarms	Jan	Feb	Mar	Apr	May	Jun	Jul	Aug	Sep	Oct	Nov	Dec	YTD
2021	158	143	211	199	173	231	214	212	212	169	168	201	2,291
<b>2022</b>	<b>196</b>	<b>163</b>	<b>200</b>	<b>214</b>	<b>218</b>	<b>211</b>	<b>216</b>	<b>208</b>	<b>136</b>	<b>208</b>			<b>1,970</b>

**Alarms - 2021**



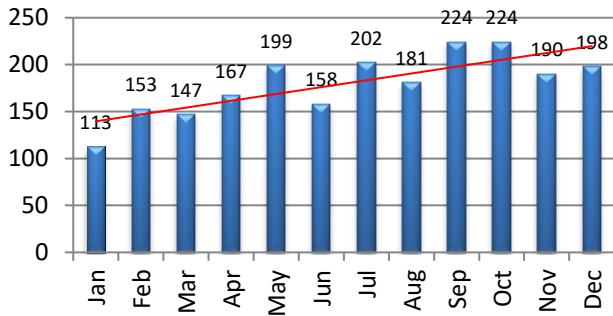
**Alarms - 2022**



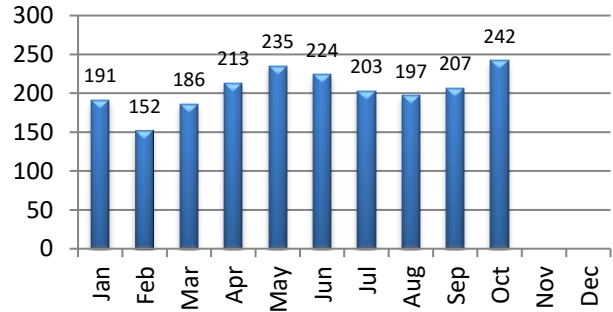
**MOTOR VEHICLE ACTIVITY**

MV Accidents	Jan	Feb	Mar	Apr	May	Jun	Jul	Aug	Sep	Oct	Nov	Dec	YTD
2021	113	153	147	167	199	158	202	181	224	224	190	198	2,156
2022	191	152	186	213	235	224	203	197	207	242			2,050

**Motor Vehicle Accidents - 2021**



**Motor Vehicle Accidents - 2022**



MV Enforcement	Jan	Feb	Mar	Apr	May	Jun	Jul	Aug	Sep	Oct	Nov	Dec	YTD
Warning-2021	458	374	560	396	249	177	183	319	212	179	279	217	3,603
2022	211	225	279	123	136	114	155	184	209	379			2,015

Infractions-2021	71	134	270	520	155	95	246	367	171	267	223	150	2,669
2022	239	258	258	225	87	55	109	119	85	273			1,708

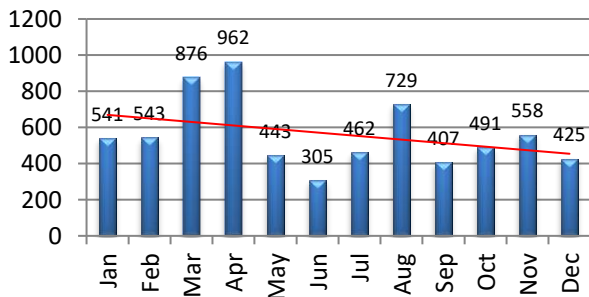
Misdemeanor-2021	8	24	38	34	31	28	25	36	17	35	42	41	359
2022	40	35	23	22	10	12	15	28	45	29			259

Custodial - 2021	3	3	8	5	8	5	4	2	2	3	8	10	61
2022	6	6	8	6	9	5	2	5	12	18			77

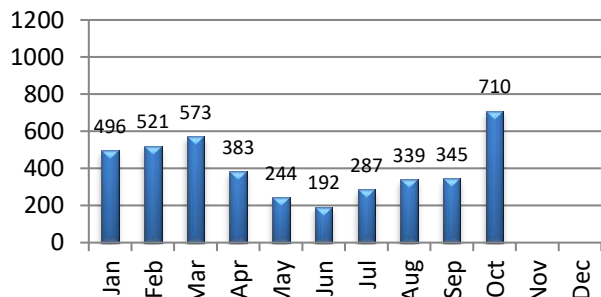
DUI Arrests - 2021	2	6	9	14	10	2	6	5	5	3	2	8	72
2022	5	1	10	3	7	4	7	6	2	4			49

MV Contacts - 2021	541	543	876	962	443	305	462	729	407	491	558	425	6,742
2022	496	521	573	383	244	192	287	339	345	710			4,090

**MV Contacts - 2021**



**MV Contacts - 2022**





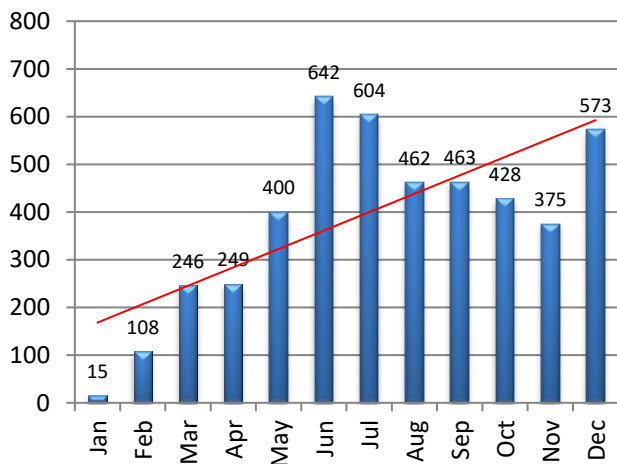
MV Enforcement: Type	Jan	Feb	Mar	Apr	May	Jun	Jul	Aug	Sep	Oct	Nov	Dec	YTD
Speeding Violations	193	209	207	70	49	48	84	85	50	54			1049
Seatbelt Violations	0	0	0	0	0	0	1	0	0	1			2
Registration Violations	51	41	32	29	13	12	20	43	42	37			320
License Violations	19	18	15	19	14	14	8	22	20	21			170
Distracted Driving	9	6	3	140	13	1	2	6	4	202			386
Suspended Licence	12	9	11	8	9	7	3	12	16	13			100
Stop Sign Violations	111	128	135	50	103	56	98	25	17	14			737
Traffic Light Violation	15	20	26	19	9	19	17	5	8	6			144

The above incidents are a overview of common violations. These statistics are not the only motor vehicle enforcement actions taken. The above show top 6 violations for the month.

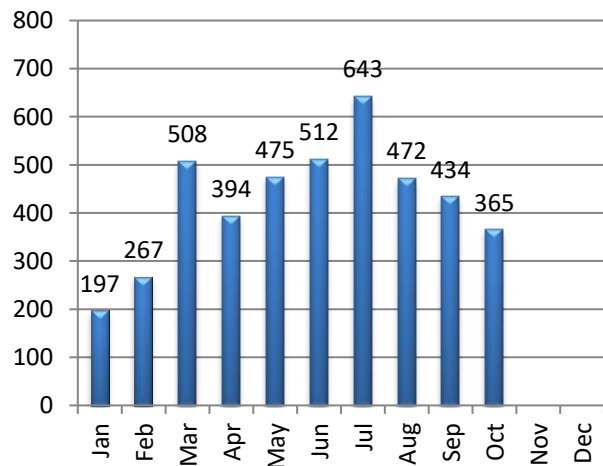
**PARKING TICKET SUMMARY**

Total Issued	Jan	Feb	Mar	Apr	May	Jun	Jul	Aug	Sep	Oct	Nov	Dec	YTD
2021	15	108	246	249	400	642	604	462	463	428	375	573	4565
2022	197	267	508	394	475	512	643	472	434	365			4267

Parking Tags Issued 2021



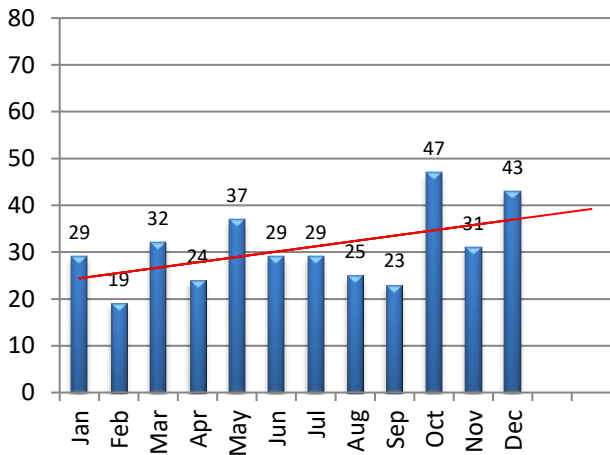
Parking Tags Issued - 2022



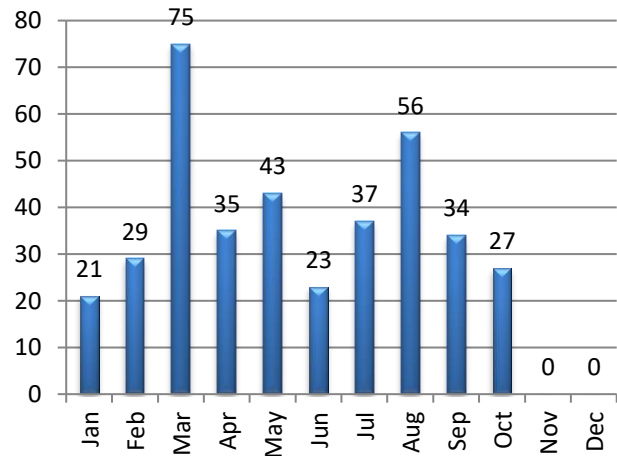
**CRIMINAL ARREST SUMMARY**

<b>Criminal Arrests by Month</b>	Jan	Feb	Mar	Apr	May	Jun	Jul	Aug	Sep	Oct	Nov	Dec	YTD
<b>Larceny - 2021</b>	18	14	24	20	17	18	20	17	16	26	15	29	234
<b>2022</b>	16	21	43	20	34	19	24	25	25	15			242
<b>Vandalism - 2021</b>	4	1	1	2	4	5	5	0	2	3	1	4	32
<b>2022</b>	0	2	5	3	4	0	3	8	1	1			27
<b>MV Theft / Attempt - 2021</b>	0	1	0	0	2	0	0	0	0	4	1	2	10
<b>2022</b>	0	0	0	0	0	0	0	8	4	1			13
<b>Burglary / Attempt - 2021</b>	2	2	3	1	6	4	3	2	1	8	0	3	35
<b>2022</b>	1	3	18	7	3	0	2	9	0	2			45
<b>Assault - 2021</b>	5	1	4	1	8	2	1	5	4	6	9	2	48
<b>2022</b>	4	3	8	4	2	4	7	6	4	3			45
<b>Robbery - 2021</b>	0	0	0	0	0	0	0	1	0	0	5	3	9
<b>2022</b>	0	0	1	1	0	0	1	0	0	5			8
<b>2021</b>	29	19	32	24	37	29	29	25	23	47	31	43	368
<b>2022</b>	21	29	75	35	43	23	37	56	34	27	0	0	380

**Total Criminal Arrests - 2021**



**Total Criminal Arrests - 2022**



<b>Domestic Violence Arrests</b>	Jan	Feb	Mar	Apr	May	Jun	Jul	Aug	Sep	Oct	Nov	Dec	YTD
<b>2022</b>	5	11	8	6	3	7	10	3	6	8			67

# Parking Report

October 2022 FPD



Prepared 10/31/2022 by Suzanne Kuroghlian, Parking Account Clerk/Administrator

## Findings

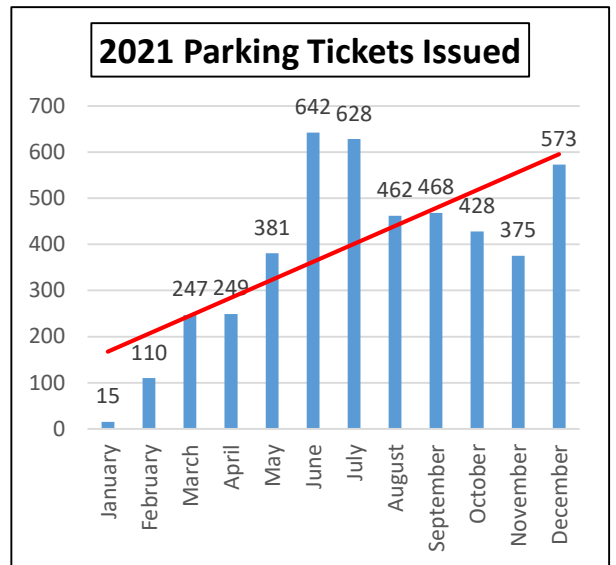
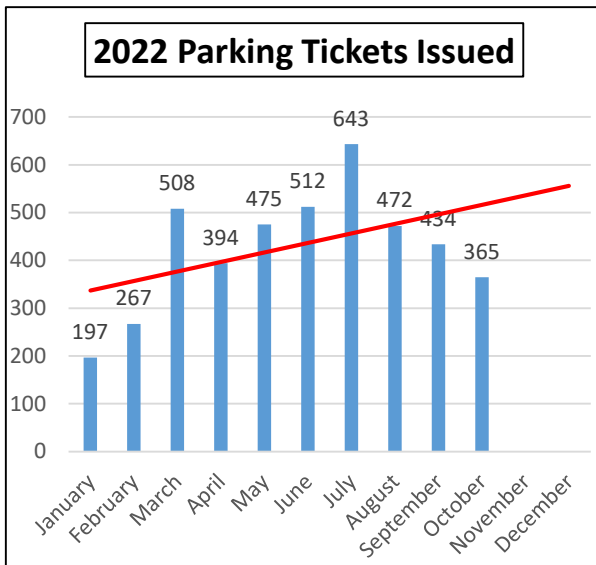
10/01/2022 – 10/31/2022

- **365** Parking Citations Issued
- **\$13,937.64** Funds Collected



# PARKING TICKET SUMMARY

Total Issued	Jan	Feb	Mar	Apr	May	Jun	Jul	Aug	Sep	Oct	Nov	Dec
2021	15	110	247	249	381	642	628	462	468	428	375	573
2022	197	267	508	394	475	512	643	472	434	365		



# 2022 Parking Financials

<u>FINANCIALS</u>	<u>FUNDS COLLECTED</u>
January	\$7,671.28
February	\$6,663.19
March	\$12,973.91
April	\$14,466.57
May	\$15,596.37
June	\$20,072.50
July	\$24,758.20
August	\$21,731.50
September	\$19,793.30
<b>October</b>	<b>\$13,937.64</b>
November	
<u>December</u>	
<b>TOTAL</b>	<b>\$157,664.46</b>

## Monthly Statistics

10/01/2022 00:00 Thru 10/31/2022 23:59

Call Description	Current Month October 2022	Previous Month September 2022	Year To Date 1/1 - 10/31/2022	Same Month 2021 October 2021	Prior Month 2021 September 2021	Year To Date 2021 1/1 - 10/31/2021
911 HANG UP	4	10	81	16	15	136
ABANDONED MOTOR VEHICLE	1	4	74	8	8	64
ALARM	0	0	2	0	0	1
ALARM EXCUSED	0	0	1	0	0	2
ALARM FALSE	208	136	1970	169	212	1922
ANIMAL COMPLAINT	93	86	773	82	100	830
ANIMAL RESCUE	0	0	5	1	0	7
ANY SITUATION	12	14	113	16	33	123
ASSAULT	5	4	37	3	5	30
ASSAULT IN PROGRESS	0	0	0	0	0	1
ASSISTANCE	185	238	1826	163	251	1758
AUTOMATIC ALARM COMMERCIAL	43	59	427	58	53	371
AUTOMATIC ALARM RESIDENTIAL	50	40	401	50	38	363
BANK ESCORT	20	16	182	20	18	195
BOAT FIRE (AT SEA)	0	0	1	0	0	1
BREACH OF PEACE	46	45	493	62	67	543
BRUSH FIRE	0	5	21	0	2	16
BURGLARY	1	1	2	0	1	2
BURGLARY - RESIDENCE	4	1	19	1	4	26
BURGLARY - COMMERCIAL	2	1	24	0	3	22
BURGLARY - GARAGE	0	0	11	3	0	8
BURGLARY - SCHOOL	0	1	2	0	0	0
BURGLARY ATTEMPT	0	0	0	0	0	2
BURGLARY ATTEMPT - RESIDEN	2	0	5	0	1	7
BURGLARY ATTEMPT - COMMERC	0	0	1	0	0	3
BURGLARY IN PROGRESS	0	0	0	0	0	0
BURNING COMPLAINT	0	1	21	2	2	24
BUS FIRE	0	0	1	0	0	0
BUSINESS/LOCATION CHECK	1349	1416	12833	1118	1116	10570
CANCEL 911 HANG-UP	0	1	5	0	0	1
CANCELLED ALARM	22	30	346	54	43	417
CAR FIRE	3	0	19	1	1	23
CO ALARM (CODE 2)	16	10	99	8	13	74
CO ALARM WITH MEDICAL CONDI	0	0	5	0	0	1
COMMUNITY EVENT	87	38	404	51	34	204
DEAD ANIMAL ON ROADWAY	5	1	23	2	1	20
DEAD ON ARRIVAL	2	3	19	2	5	25
DOOR UNLOCKED	4	2	28	3	0	18
DROWNING	0	0	0	0	1	1
DUMPSTER FIRE	0	0	3	0	1	2
ELEVATOR RESCUE	4	5	24	2	2	19
EMERGENCY MEDICAL CALL	395	356	3378	309	283	2366
EMERGENCY MEDICAL CALL (CO	117	109	1027	141	108	983
EMS	13	9	125	7	6	59
FIRE	1	0	5	0	1	3
FIRE-OUT REPORT	0	0	3	1	0	4
FIREWORKS COMPLAINT	0	5	38	2	2	90
FLOODING CONDITION	1	2	26	2	46	62
FOLLOW UP INVESTIGATION	0	0	6	1	0	1
FUNERAL ESCORT	16	9	133	17	20	125
GPS ALERT	0	0	27	4	10	34
HARASSMENT	11	11	174	11	23	164
HAZARDOUS MATERIAL	0	0	1	0	0	0
HOMICIDE	0	0	1	0	0	0
HOUSEHOLD APPLIANCE	1	2	12	0	1	11
INFORMATION	10	11	67	5	15	2489
INSIDE LEAK (GAS)	9	12	67	7	9	48
INSIDE LEAK (OTHER)	0	0	2	0	0	3
INSIDE ODOR, MISCELLANEOUS	3	3	21	0	3	23
INTOXICATED SUBJECT	2	6	23	2	4	38
INVESTIGATION	176	231	1859	194	206	1760
INVESTIGATION- SENIOR CITIZ	0	0	8	1	0	6
INVESTIGATION-ARREST	6	5	30	3	1	26
INVESTIGATION-BAD CHECK	0	0	3	0	1	3
INVESTIGATION-COUNTERFEIT	0	0	8	1	1	5
INVESTIGATION-CREDIT CARD F	1	1	9	1	3	11
INVESTIGATION-FINANCIAL CRI	5	2	35	5	0	17
INVESTIGATION-FORGERY	2	0	12	3	2	13

### Monthly Statistics

10/01/2022 00:00 Thru 10/31/2022 23:59

Call Description	Current Month October 2022	Previous Month September 2022	Year To Date 1/1 - 10/31/2022	Same Month 2021 October 2021	Prior Month 2021 September 2021	Year To Date 2021 1/1 - 10/31/2021
INVESTIGATION-INTERNET CRIM	0	0	12	0	2	16
INVESTIGATION-WARRANT ARRE	14	16	100	12	4	65
LARCENY IN PROGRESS	0	0	2	0	0	0
LARCENY/THEFT	25	20	205	18	18	165
LARCENY-EMPLOYEE THEFT	0	1	3	0	0	2
LARCENY-IDENTITY THEFT	1	0	28	4	5	61
LOCATION CHECK - COVID19	0	0	0	0	0	3
M.V. ACCIDENT	209	185	1749	185	203	1539
M.V. ACCIDENT WITH INJURIES	0	0	0	0	0	1
MEDICAL ALARM	1	0	19	2	1	21
MENTAL PATIENT	5	7	64	3	4	46
MISSING PERSON	2	3	36	5	4	41
MUTUAL AID - FIRE	3	1	31	3	1	15
NARCOTIC VIOLATION IN PROGR	0	0	0	0	0	1
NARCOTICS VIOLATION	0	3	12	3	2	26
No Police Actual Call Type	57	64	674	144	315	1955
NOISE COMPLAINT	30	53	331	54	44	425
OTHER RESCUE	0	0	1	0	0	1
OUTDOOR MISCELLANEOUS FIRE	5	3	33	3	0	26
OUTSIDE LEAK (PROPANE)	1	1	9	0	2	6
OUTSIDE LEAK / SPILL	7	4	61	1	1	37
PACOS ASSIGNMENT	28	55	424	36	51	513
PARKING VIOLATION	50	98	486	56	83	456
PISTOL PERMIT APPLICATION	19	21	211	11	28	289
PUBLIC SERVICE CALL	64	51	492	54	48	425
RECKLESS DRIVER	33	29	291	25	30	320
RECOVERED PROPERTY	15	14	162	14	23	164
RESIDENTIAL LOCK IN	2	2	9	0	0	3
RESIDENTIAL LOCK OUT	2	4	27	3	2	26
ROAD HAZARD	16	43	274	29	41	310
ROBBERY	2	1	10	0	1	5
SEX VIOLATION	1	1	12	4	2	18
SHOPLIFTER	28	17	283	27	23	231
STOLEN VEHICLE	10	4	75	5	15	84
STOLEN VEHICLE ATTEMPT	0	0	3	1	0	2
STOLEN VEHICLE IN PROGRESS	0	0	0	0	0	1
STRUCTURE FIRE	5	8	74	10	3	69
SUICIDE	0	0	6	0	0	5
SUICIDE ATTEMPT	3	3	15	1	0	9
SUICIDE THREAT	6	8	68	4	7	37
SUSPICIOUS PERSON	31	30	252	25	52	299
SUSPICIOUS VEHICLE	19	13	175	13	16	160
TEST	3	1	102	0	6	33
THEFT FROM MOTOR VEHICLE	25	18	325	41	44	331
TRAFFIC CONTROL MALFUNCTION	8	7	61	3	9	44
TRAFFIC STOP	21	10	87	6	5	169
TRAFFIC STOP - ARREST	317	129	2014	302	188	2573
TRAFFIC STOP - NO ACTION	17	11	55	7	3	40
TRAFFIC STOP - VERBAL	353	200	1907	171	206	2909
TRAFFIC STOP - WRITTEN WARN	2	5	32	6	2	54
TRESPASSER	11	17	115	10	10	99
TRUCK FIRE	1	0	4	2	1	7
UNKNOWN TROUBLE	0	1	4	0	1	4
VANDALISM IN PROGRESS	0	0	1	0	0	0
VANDALISM MISCELLANEOUS	5	3	49	6	7	53
VANDALISM TO STRUCTURE	2	2	34	4	2	40
VANDALISM TO VEHICLE	3	2	40	2	3	30
VEHICLE ACCIDENT WITH INJUR	33	22	306	39	21	231
VEHICLE LOCK IN	1	3	12	1	1	8
VEHICLE LOCK OUT	26	28	221	17	17	182
VESSEL INSPECTION	0	0	1	0	0	13
WATER RESCUE	0	0	4	2	4	11
WIRES DOWN	5	13	72	6	9	57
<b>Report Totals:</b>	<b>4464</b>	<b>4177</b>	<b>39566</b>	<b>3992</b>	<b>4345</b>	<b>40942</b>